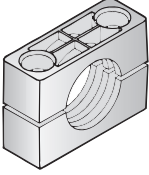
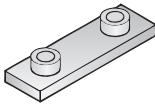
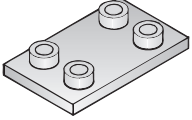
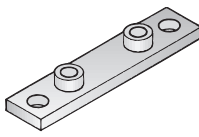
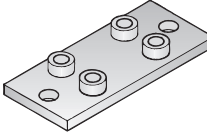
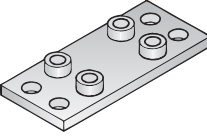
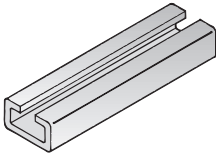
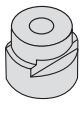
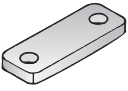


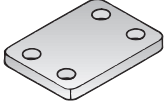



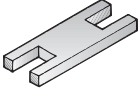

acc. to DIN 3015, Part 2

Material Code											
Materials and designs of clamp bodies XXX											
Polypropylene profiled inside with tension clearance - PP Polypropylene smooth inside without tension clearance - PPH (up to Gr. 6S) Polyamide profiled inside with tension clearance - PA Polyamide smooth inside without tension clearance - PAH (up to Gr. 6S) Santoprene profiled inside with tension clearance - SA (up to Gr. 6S) Santoprene smooth inside without tension clearance - SAH (up to Gr. 6S) Aluminum profiled inside with tension clearance - AL Other thermoplastics and O.D. on request.											
Surface finishing (see also technical appendix)					-	Group 3 S - 7 S: DIN 50942 Fe/Znph r 10	Group 3 S - 7 S: DIN 50942 Fe/Znph r 10				
STAUFF Group	DIN Group	Outside diameter Tube or Hose		Nominal bore Pipe	Clamp Body (2 halves) (xxx - see material code)	Weld Plate for Single Clamps SPAL	Weld Plate for Double Clamps SPAS				
		mm	inch	inch							
3 S	1	6			3006 xxx	SPAL 3 S	SPAS 3 S				
		6,4	1/4		3006,4 xxx						
		8			3008 xxx						
		9,5	3/8		3009,5 xxx						
		10		1/8	3010 xxx						
		12			3012 xxx						
		12,7	1/2		3012,7 xxx						
		13,5		1/4	3013,5 xxx						
		14			3014 xxx						
		15			3015 xxx						
4 S	2	16	5/8		3016 xxx	SPAL 4 S	SPAS 4 S				
		17,2		3/8	3017,2 xxx						
		18			3018 xxx						
		19	3/4		4019 xxx						
		20			4020 xxx						
		21,3		1/2	4021,3 xxx						
		22	7/8		4022 xxx						
		25			4025 xxx						
		26,9		3/4	4026,9 xxx						
		28			4028 xxx						
5 S	3	30			5030 xxx	SPAL 5 S	SPAS 5 S				
		32	1 1/4		5032 xxx						
		33,7		1	5033,7 xxx						
		35			5035 xxx						
		38	1 1/2		5038 xxx						
		40			5040 xxx						
		42		1 1/4	5042 xxx						
		6 S	4	38	1 1/2				6038 xxx	SPAL 6 S	SPAS 6 S
				42				1 1/4	6042 xxx		
				44,5	1 3/4				6044,5 xxx		
48,3				1 1/2	6048,3 xxx						
50,8	2				6050,8 xxx						
55					6055 xxx						
57	2 1/4				6057 xxx						
60,3				2	6060,3 xxx						
63,5	2 1/2				6063,5 xxx						
65					6065 xxx						
7 S	5	70			6070 xxx	SPAL 7 S	SPAS 7 S				
		65			7065 xxx						
		70			7070 xxx						
		73	2 7/8	2 1/2 (except DIN 2448)	7073 xxx						
		75			7075 xxx						
		76,1	3	2 1/2 (DIN 2448 only)	7076,1 xxx						
		80			7080 xxx						
		82,5	3 1/4		7082,5 xxx						
		88,9		3	7088,9 xxx						
		88,9		3	8088,9 xxx						
8 S	6	100			8100 xxx	SPAL 8 S	SPAS 8 S				
		102		3 1/2	8102 xxx						
		108	4 1/4		8108 xxx						
		114		4	8114 xxx						
		127	5		8127 xxx						
		133	5 1/4		8133 xxx						
		133	5 1/4		9133 xxx						
		140		5	9140 xxx						
		152	6		9152 xxx						
		159	6 1/4		9159 xxx						
9 S	7	165	6 1/2		9165 xxx	SPAL 9 S	SPAS 9 S				
		168		6	9168 xxx						
		168		6	10168 xxx						
		177,8	7		10177,8 xxx						
		193,7	7 5/8		10193,7 xxx						
		216	8 1/2		10216 xxx						
		219		8	10219 xxx						
		219		8	11219 xxx						
		273		10	11273 xxx						
		324		12	11324 xxx						
12 S	10	356		14	12356 xxx	SPAL 12 S	SPAS 12 S				
		406		16	12406 xxx						

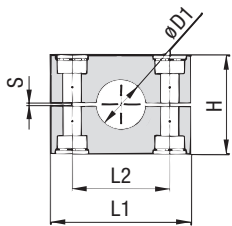
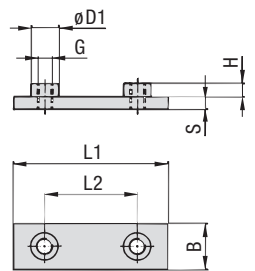
acc. to **DIN 3015, Part 2**

Size ▼		 Group 3S – 9S	 Group 10S – 12S	 up to Group 6S only	 up to Group 6S only	
	Group 3 S - 7 S: DIN 50942 Fe/Znph r 10	Group 3 S - 7 S: DIN 50942 Fe/Znph r 10	–	–	DIN 50961 Fe/Zn 8 C	Group 3 S - 7 S: DIN 50942 Fe/Znph r 10
	Elongated Weld Plate for Single Clamps SPAL/DÜB	Elongated Weld Plate for Double Clamps SPAS/DÜB	Elongated Weld Plate for Double Clamps SPAS/DÜB	Mounting Rail STSV	Mounting Rail Nut GMV	Cover Plate for Single Clamps DPAL
3006 3006,4 3008 3009,5 3010 3012 3012,7 3013,5 3014 3015 3016 3017,2 3018	SPAL/DÜB 3 S	SPAS/DÜB 3 S				DPAL 3 S
4019 4020 4021,3 4022 4025 4026,9 4028 4030	SPAL/DÜB 4 S	SPAS/DÜB 4 S		STSV (available in 1 and 2 m lengths)	GMV 10	DPAL 4 S
5030 5032 5033,7 5035 5038 5040 5042	SPAL/DÜB 5 S	SPAS/DÜB 5 S				DPAL 5 S
6038 6042 6044,5 6048,3 6050,8 6055 6057 6060,3 6063,5 6065 6070	SPAL/DÜB 6 S	SPAS/DÜB 6 S			GMV 12	DPAL 6 S
7065 7070 7073 7075 7076,1 7080 7082,5 7088,9	SPAL/DÜB 7 S	SPAS/DÜB 7 S				DPAL 7 S
8088,9 8100 8102 8108 8114 8127 8133	SPAL/DÜB 8 S	SPAS/DÜB 8 S				DPAL 8 S
9133 9140 9152 9159 9165 9168	SPAL/DÜB 9 S	SPAS/DÜB 9 S				DPAL 9 S
10168 10177,8 10193,7 10216 10219	SPAL/DÜB 10 S		SPAS/DÜB 10 S			DPAL 10 S
11219 11273 11324	SPAL/DÜB 11 S		SPAS/DÜB 11 S			DPAL 11 S
12356 12406	SPAL/DÜB 12 S		SPAS/DÜB 12 S			DPAL 12 S

acc. to **DIN 3015, Part 2**

Size ▼							
			Group 3S - 6S	Group 3S - 10S	Group 3S - 10S	Only for Hexagon Head Bolts AS DIN 931/933	
	Group 3 S - 7 S: DIN 50942 Fe/Znph r 10	-	-	DIN 50942 Fe/Znph r 10	Group 3 S - 7 S: DIN 50942 Fe/Znph r 10	DIN 50961 Fe/Zn 8 C	
	Cover Plate for Double Clamps DPAS	Hexagon Head Bolt AS DIN 931/933	Socket Cap Screw IS DIN 912	Stacking Bolt AF	Safety Locking Plate SIP	Safety Washer SI DIN 93	
3006 3006,4 3008 3009,5 3010 3012 3012,7 3013,5 3014 3015 3016 3017,2 3018	DPAS 3 S	AS 3 S (M10 x 45)	IS 3 S (M10 x 30)	AF 3 S	SIP 3 S	SI 10,5	
4019 4020 4021,3 4022 4025 4026,9 4028 4030	DPAS 4 S	AS 4 S (M10 x 60)	IS 4 S (M10 x 40)	AF 4 S	SIP 4 S		
5030 5032 5033,7 5035 5038 5040 5042	DPAS 5 S	AS 5 S (M10 x 70)	IS 5 S (M10 x 50)	AF 5 S	SIP 5 S		
6038 6042 6044,5 6048,3 6050,8 6055 6057 6060,3 6063,5 6065 6070	DPAS 6 S	AS 6 S (M12 x 100)	IS 6 S (M12 x 80)	AF 6 S	SIP 6 S		SI 13
7065 7070 7073 7075 7076,1 7080 7082,5 7088,9	DPAS 7 S	AS 7 S (M16 x 130)		AF 7 S	SIP 7 S		SI 17
8088,9 8100 8102 8108 8114 8127 8133	DPAS 8 S	AS 8 S (M20 x 190)		AF 8 S	SIP 8 S		SI 21
9133 9140 9152 9159 9165 9168	DPAS 9 S	AS 9 S (M24 x 220)		AF 9 S	SIP 9 S		SI 25
10168 10177,8 10193,7 10216 10219	DPAS 10 S	AS 10 S (M30 x 300)		AF 10 S	SIP 10 S		SI 31
11219 11273 11324	DPAS 11 S	AS 11 S (M30 x 450)					
12356 12406	DPAS 12 S	AS 12 S (M30 x 560)					

acc. to DIN 3015, Part 2

Material Code																				
Materials and designs of clamp bodies Polypropylene profiled inside with tension clearance - PP Polypropylene smooth inside without tension clearance - PPH (up to Gr. 6 S) Polyamide profiled inside with tension clearance - PA Polyamide smooth inside without tension clearance - PAH (up to Gr. 6 S) Santoprene profiled inside with tension clearance - SA (up to Gr. 6 S) Santoprene smooth inside without tension clearance - SAH (up to Gr. 6 S) Aluminum profiled inside with tension clearance - AL Other thermoplastics and O.D. on request.			XXX																	
Surface finishing (see also technical appendix)																	Group 3 S - 7 S: DIN 50942 Fe/Znph r 10			
STAUFF Group	DIN Group	Pipe-O.D. Ø D1 [mm]	Clamp Body (2 halves)						Weld Plate for Single Clamps											
			L1		L2	Inside surface		Width	SPAL											
			PP/PA	AL		H	S		H	L1	L2	B	S	H	G	ØD1				
3 S	1	6																		
		6,4																		
		8																		
		9,5																		
		10																		
		12																		
		12,7	55	56	33	32	0,6 min.	30,5	30,5	74	33	30	8	8	M10	18				
		13,5																		
		14																		
		15																		
16																				
17,2																				
18																				
4 S	2	19																		
		20																		
		21,3																		
		22	70	70	45	48	0,6 min.	46,5	30,5	86	45	30	8	8	M10	18				
		25																		
		26,9																		
		28																		
30																				
5 S	3	30																		
		32																		
		33,7																		
		35	85	85	60	60	0,6 min.	58	30,5	100	60	30	8	8	M10	18				
		38																		
		40																		
		42																		
6 S	4	38																		
		42																		
		44,5																		
		48,3																		
		50,8																		
		55	115	120	90	89	2 min.	87	45	140	90	45	10	8	M12	20				
		57																		
		60,3																		
63,5																				
65																				
70																				
7 S	5	65																		
		70																		
		75																		
		76,1	152	150	122	120	2 min.		60	180	122	60	10	12	M16	24				
		80																		
		82,5																		
88,9																				
8 S	6	88,9																		
		100																		
		102																		
		108	206	208	168	167	2 min.		80	226	168	80	15	18	M20	30				
		114																		
		127																		
		133																		
9 S	7	133																		
		140																		
		152	251	255	205	200	3 min.		91	270	205	90	15	21	M24	35				
		159																		
		165																		
168																				
10 S	8	168																		
		177,8																		
		193,7	336	326	265	270	3 min.		120	340	265	120	25	21	M30	45				
		216																		
		219																		
11 S	9	219																		
		273	470	470	395	410	8 min.		162	520	395	160	30	38	M30	50				
		324																		
12 S	10	356																		
		406 (max. 425)	630	630	534	530	20 min.		182	680	534	180	30	38	M30	50				

acc. to **DIN 3015, Part 2**

Size ▼																																			
	up to Group 6S only				up to Group 6S only					Group 3 S - 7 S: DIN 50942 Fe/Znph r10					Group 3 S - 7 S: DIN 50942 Fe/Znph r10					-		-			DIN 50942 Fe/Znph r 10					Group 3 S - 7 S: DIN 50942 Fe/Znph r10					DIN 50961 Fe/Zn 8 C
	Mounting Rail STSV				Mounting Rail Nut GMV					Cover Plate for Single Clamps DPAL					Cover Plate for Double Clamps DPAS					Hexagon Head Bolt AS DIN 931/933		Socket Cap Screw IS DIN 912			Stacking Bolt AF					Safety Locking Plate SIP					Safety Washer SI DIN 93
	B1	B2	H	S	ØD1	ØD2	H1	H2	H3	G	L1	L2	B	S	ØD	L1	L2	B1	B2	S	ØD	G x L	G x L	G	L1	L2	L3	SW	L1	L2	B1	B2	S	ØD	
6,4 8 9,5 10 12 12,7 13,5 14 15 16 17,2 18	40	14	22	5	17,8	24	21,5	15,5	9	M10	55	33	30	8	11	56	33	60	30	8	11	M10 x 45	M10 x 30	M10	49	25	15 min.	15	56	13	30	15	8	10,5	
19 20 21,3 22 25 26,9 28 30											70	45	30	8	11	70	45	60	30	8	11	M10 x 60	M10 x 40	M10	65	40	15 min.	15	70	26	30	15	8	10,5	
30 32 33,7 35 38 40 42											85	60	30	8	11	84	60	60	30	8	11	M10 x 70	M10 x 50	M10	77	51	15 min.	15	85	40	30	15	8	10,5	
38 42 44,5 48,3 50,8 55 57 60,3 63,5 65 70					19,8	24	23	15	9	M12	115	90	45	10	14	116	90	90	46	10	14	M12 x 100	M12 x 80	M12	110	82	18 min.	17	116	69	45	17	10	13	
65 70 75 76,1 80 82,5 88,9											152	122	60	10	19	153	122	120	61	10	19	M16 x 130		M16	144	110	24 min.	21	153	97	60	22	10	17	
88,9 100 102 108 114 127 133											206	168	80	15	22	206	168	160	81	15	22	M20 x 190		M20	200	150	30 min.	27	206	130	80	28	15	21	
133 140 152 159 165 168											251	205	90	15	26	251	205	180	91	15	26	M24 x 220		M24	240	180	50 min.	30	251	166	90	31	15	25	
168 177,8 193,7 216 219											320	265	120	25	35	320	265	240	120	25	35	M30 x 300		M30	331	256	62 min.	46	317	205	120	49	25	31	
219 273 324											470	395	160	30	35	470	395	321	166	30	35	M30 x 450													
356 406 (max. 425)											630	534	180	30	35	630	534	361	186	30	35	M30 x 560											31		

acc. to DIN 3015, Part 2

STAUFF Group	DIN Group	Outside diameter Tube or Hose		Nominal bore Pipe inch	Clamp Body (2 halves) (xxx – see material code)
		mm	inch		
3 S	1	6			3006 xxx
		6,4	1/4		3006,4 xxx
		8			3008 xxx
		9,5	3/8		3009,5 xxx
		10		1/8	3010 xxx
		12			3012 xxx
		12,7	1/2		3012,7 xxx
		13,5		1/4	3013,5 xxx
		14			3014 xxx
		15			3015 xxx
		16	5/8		3016 xxx
		17,2		3/8	3017,2 xxx
4 S	2	18			3018 xxx
		19	3/4		4019 xxx
		20			4020 xxx
		21,3		1/2	4021,3 xxx
		22	7/8		4022 xxx
		25			4025 xxx
		26,9		3/4	4026,9 xxx
		28			4028 xxx
30			4030 xxx		
5 S	3	30			5030 xxx
		32	1 1/4		5032 xxx
		33,7		1	5033,7 xxx
		35			5035 xxx
		38	1 1/2		5038 xxx
		40			5040 xxx
6 S	4	42		1 1/4	5042 xxx
		38	1 1/2		6038 xxx
		42		1 1/4	6042 xxx
		44,5	1 3/4		6044,5 xxx
		48,3		1 1/2	6048,3 xxx
		50,8	2		6050,8 xxx
		55			6055 xxx
		57	2 1/4		6057 xxx
		60,3		2	6060,3 xxx
		63,5	2 1/2		6063,5 xxx
7 S	5	65			6065 xxx
		70			6070 xxx
		73	2 7/8	2 1/2 (except DIN 2448)	7073 xxx
		75			7075 xxx
		76,1	3	2 1/2 (DIN 2448 only)	7076,1 xxx
		80			7080 xxx
		82,5	3 1/4		7082,5 xxx
		88,9		3	7088,9 xxx
8 S	6	88,9		3	8088,9 xxx
		100			8100 xxx
		102		3 1/2	8102 xxx
		108	4 1/4		8108 xxx
		114		4	8114 xxx
		127	5		8127 xxx
9 S	7	133	5 1/4		8133 xxx
		140		5	9140 xxx
		152	6		9152 xxx
		159	6 1/4		9159 xxx
		165	6 1/2		9165 xxx
10 S	8	168		6	9168 xxx
		168		6	10168 xxx
		177,8	7		10177,8 xxx
		193,7	7 5/8		10193,7 xxx
11 S	9	216	8 1/2		10216 xxx
		219		8	10219 xxx
		219		8	11219 xxx
12 S	10	273		10	11273 xxx
		324		12	11324 xxx
		356		14	12356 xxx
		406		16	12406 xxx

Material Code

Materials and designs of clamps bodies **XXX**

Polypropylene, profiled inside, with tension clearance **- PP**

Polypropylene, smooth inside, without tension clearance **- PPH** (up to Gr. 6 S)

Polyamide, profiled inside, with tension clearance **- PA**

Polyamide, smooth inside, without tension clearance **- PAH** (up to Gr. 6 S)

Santoprene, profiled inside, with tension clearance **- SA** (up to Gr. 6 S)

Santoprene, smooth inside, without tension clearance **- SAH** (up to Gr. 6 S)

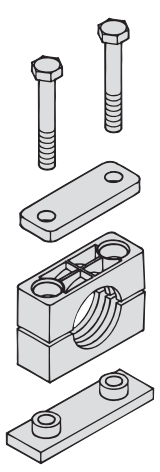
Aluminum, profiled inside, with tension clearance **- AL**

Other thermoplastics and O.D. on request.

Design of clamp bodies see technical appendix, page 48.
Design and order codes for clamps with rubber insert RI see page 30 –
Clamp Accessories –.

acc. to DIN 3015, Part 2

Order Code



SPAL ** *,* xxx DPAL-AS**

Material and design of clamp body

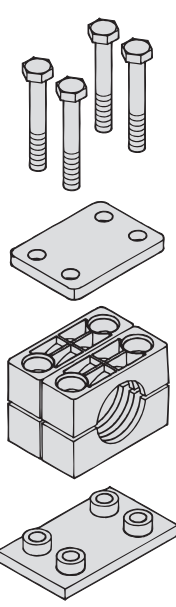
→ Pipe-O.D.

→ STAUFF Group

Clamp consisting of:

- 1 x Weld Plate for Single Clamp
- 1 x Clamp Body (2 halves)
- 1 x Cover Plate for Single Clamp
- 2 x Hexagon Head Bolt DIN 931/933

Order Code



SPAS ** *,* xxx DPAS-AS**

Material and design of clamp body

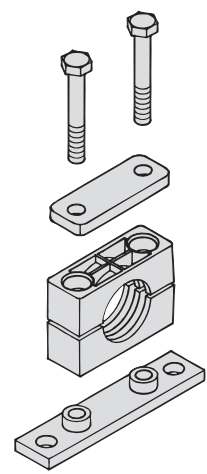
→ Pipe-O.D.

→ STAUFF Group

Clamp consisting of:

- 1 x Weld Plate for Double Clamp
- 2 x Clamp Body (2 halves)
- 1 x Cover Plate for Double Clamp
- 4 x Hexagon Head Bolt DIN 931/933

Order Code



SPAL/DÜB ** *,* xxx DPAL-AS**

Material and design of clamp body

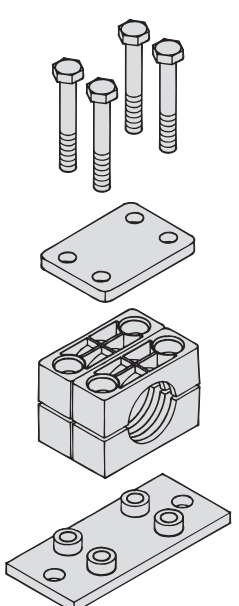
→ Pipe-O.D.

→ STAUFF Group

Clamp consisting of:

- 1 x Elongated Weld Plate for Single Clamp
- 1 x Clamp Body (2 halves)
- 1 x Cover Plate for Single Clamp
- 2 x Hexagon Head Bolt DIN 931/933

Order Code



SPAS/DÜB ** *,* xxx DPAS-AS**

Material and design of clamp body

→ Pipe-O.D.

→ STAUFF Group

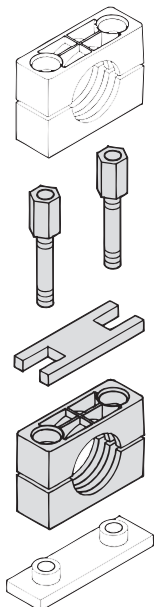
Clamp consisting of:

- 1 x Elongated Weld Plate for Double Clamp
- 2 x Clamp Body (2 halves)
- 1 x Cover Plate for Double Clamp
- 4 x Hexagon Head Bolt DIN 931/933

Group 3S – 9S

Group 10S – 12S

acc. to DIN 3015, Part 2



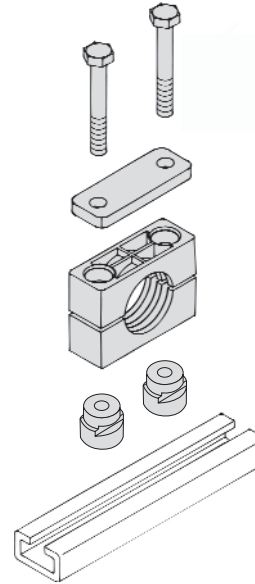
Order Code

**** ***,* xxx SIP-AF**

- Material and design of clamp body
- Pipe-O.D.
- STAUFF Group

Clamp consisting of:

- 1 x Clamp Body
- (2 halves)
- 1 x Safety Locking Plate
- 2 x Stacking Bolt



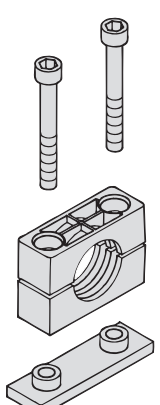
Order Code

GMV ** *,* xxx DPAL-AS**

- Material and design of clamp body
- Pipe-O.D.
- STAUFF Group

Clamp consisting of:

- 2 x Mounting Rail Nut
- 1 x Clamp Body
- (2 halves)
- 1 x Cover Plate for Single Clamp
- 2 x Hexagon Head Bolt
- DIN 931/933



Order Code

SPAL ** *,* xxx IS**

- Material and design of clamp body
- Pipe-O.D.
- STAUFF Group

Clamp consisting of:

- 1 x Weld Plate for Single Clamp
- 1 x Clamp Body
- (2 halves)
- 2 x Socket Cap Screw
- DIN 912

Information

In order to protect hexagon head bolts against unscrew caused by vibrations safety washers acc. to DIN 93 are recommended.

Items are supplied non-assembled.